



# **FundConnex**

**Cross-border investment fund distribution**

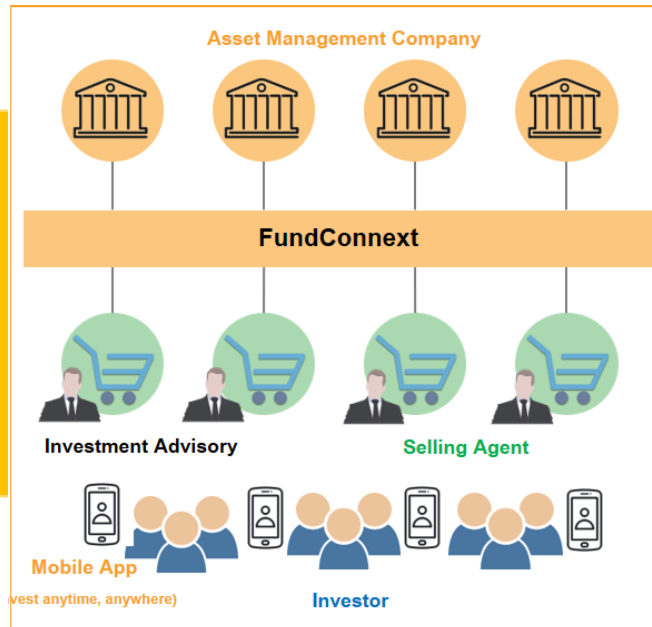
**Asia Fund Standardization Forum**

**13 November 2019**

# FundConnex at the glance

- Officially operate in July 2017
- 20 Asset managers\* (99% of Thai mutual funds are in platform)
- 26 Distributors\* including commercial banks, securities companies, insurances and Fintech

- Simplify
- Standardize
- Streamline
- Scale



**Wider  
Distribution**

# Thai market is top performance for last decade



| Country    | Index*         | 2019 YTD | 1 Year<br>(2018) | 3 Year**<br>(2015-2018) | 5 Year**<br>(2013-2018) | 10 Year**<br>(2008-2018) |
|------------|----------------|----------|------------------|-------------------------|-------------------------|--------------------------|
| Thailand   | SET            | 4.7%     | -10.8%           | 6.7%                    | 3.8%                    | 13.3%                    |
| Singapore  | STI            | 1.7%     | -9.8%            | 2.1%                    | -0.6%                   | 5.7%                     |
| Malaysia   | Bursa Malaysia | -6.3%    | -5.9%            | 0.0%                    | -2.0%                   | 6.8%                     |
| Indonesia  | Jakarta        | -0.4%    | -2.5%            | 10.5%                   | 7.7%                    | 16.4%                    |
| Philippine | PSE            | 4.2%     | -12.8%           | 2.4%                    | 4.9%                    | 14.8%                    |
| China      | Shanghai SE    | 16.5%    | -24.6%           | -11.0%                  | 3.3%                    | 3.2%                     |
| Hong Kong  | Hang Seng      | 1.0%     | -13.6%           | 5.7%                    | 2.1%                    | 6.0%                     |
| Korea      | KOSPI          | 1.1%     | -17.3%           | 1.3%                    | 0.3%                    | 6.1%                     |
| USA        | DJIA           | 15.4%    | -5.6%            | 10.2%                   | 7.1%                    | 10.3%                    |
| Europe     | MSCI Europe    | 16.0%    | -13.1%           | -2.5%                   | 0.4%                    | 5.1%                     |
| Japan      | Nikkei 225     | 8.7%     | -12.1%           | 1.7%                    | 4.2%                    | 8.5%                     |

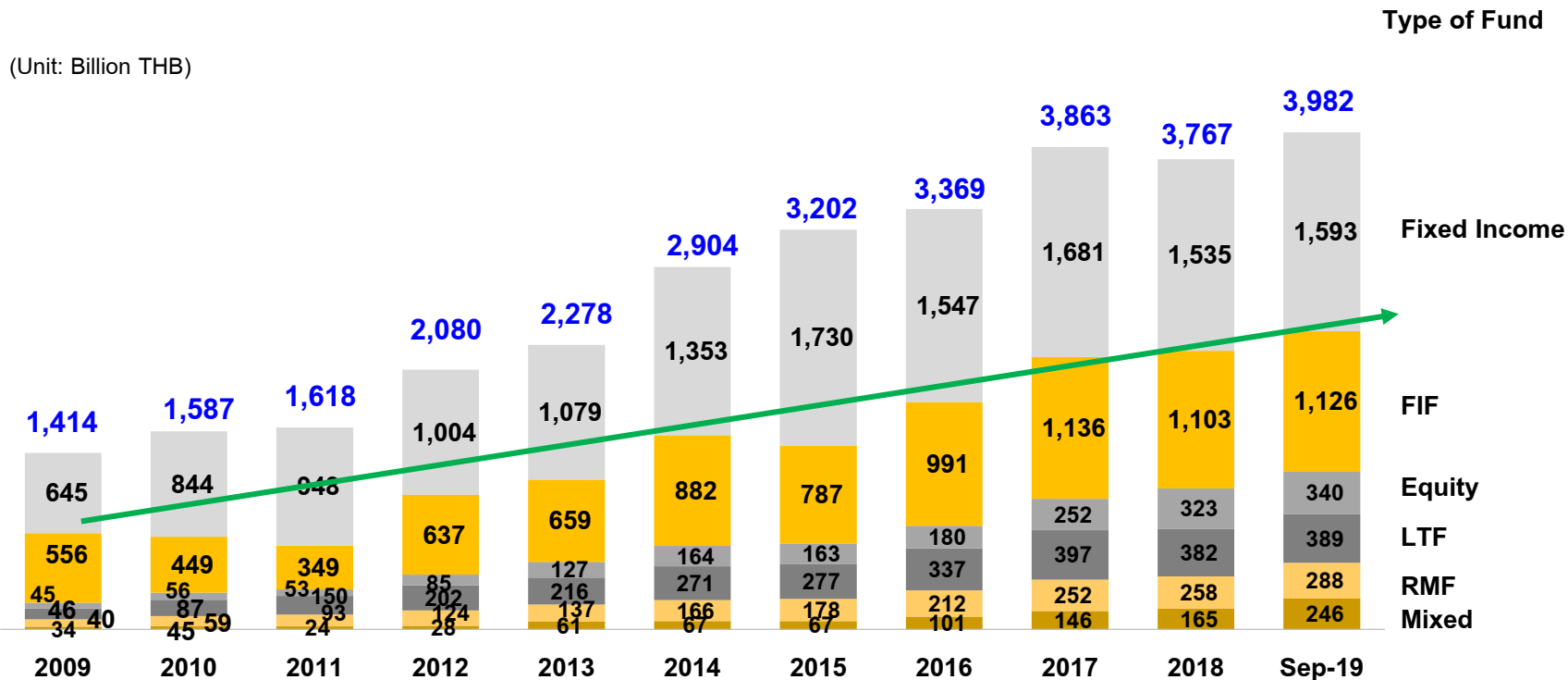


Highest return



Lowest return

# Foreign Investment Fund is growing significantly



Outbound

Inbound

**“One Form for the World”**

**“Gateway of Thai Mutual Funds”**

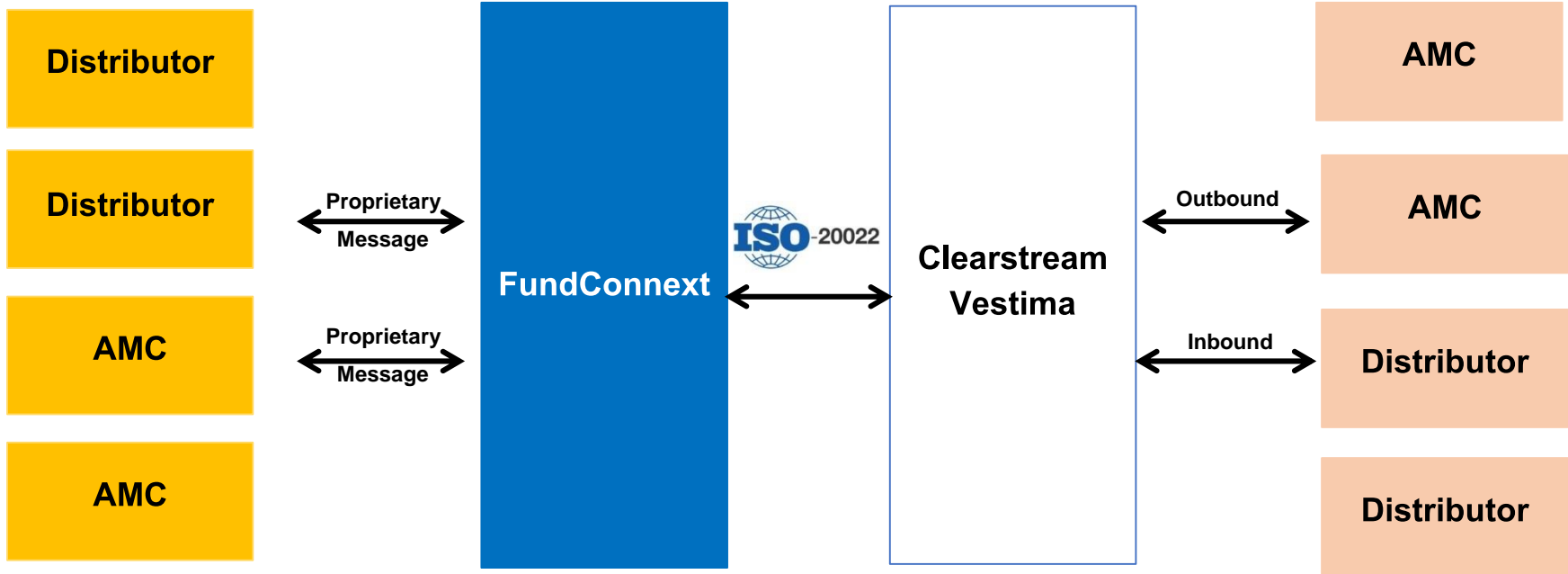
The image shows a screenshot of the FundConnex registration form. The form is titled "FundConnex" and includes sections for "Personal Information", "Spouse Information", and "Children Information". Each section contains various fields for data entry, such as ID type, ID number, date of birth, and marital status. The form is presented in Thai text.

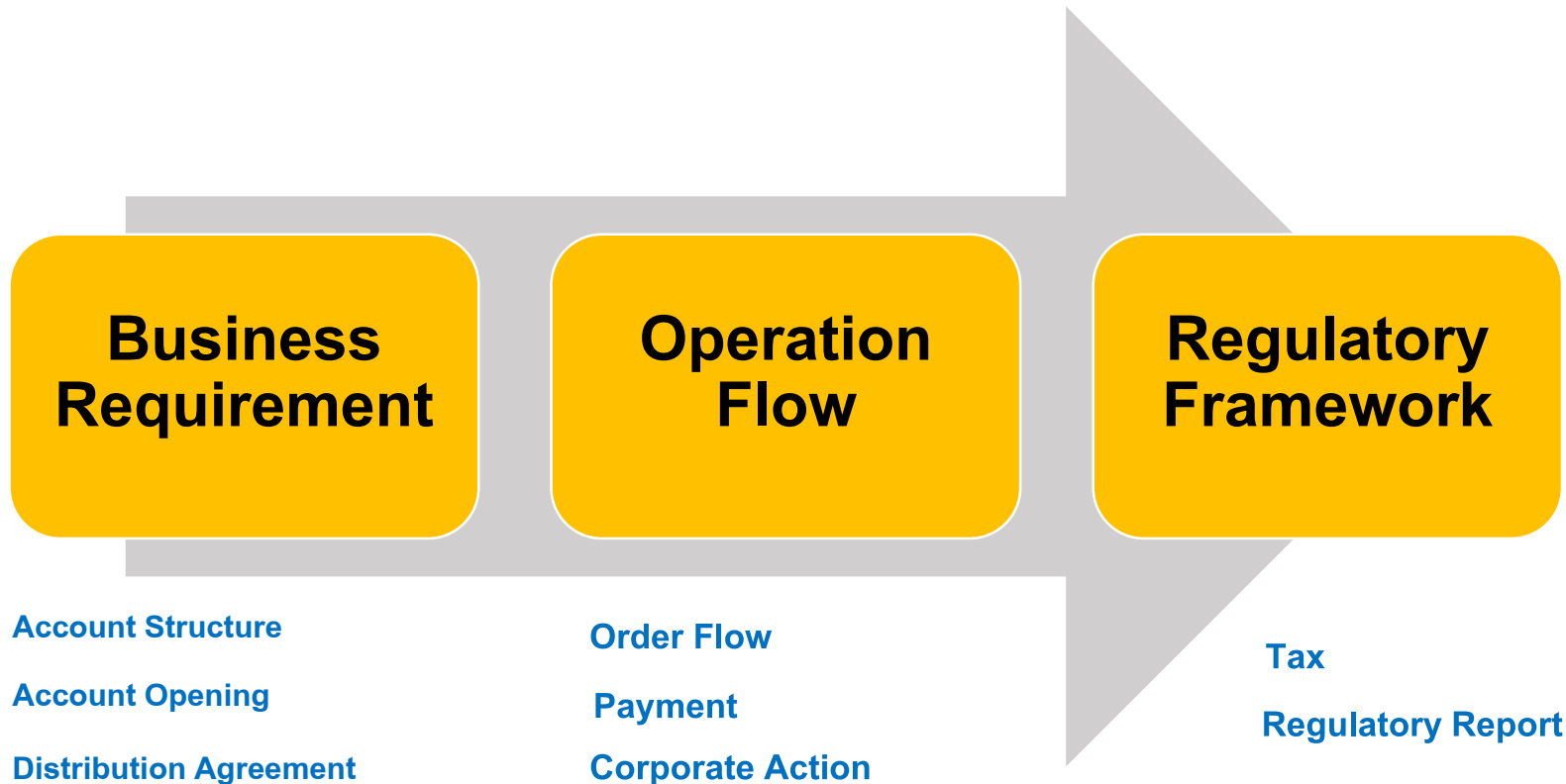


# Cross-border Connectivity Overview

Thailand

Foreign Countries





- **Regulations**
- **International Standard and Practices**
- **Participant's readiness**



- **The linkage enhances fully automated capabilities**
- **The first implementations of ISO 20022 in Thailand**
- **Providing the investment communities with lower cost, ease of access and more efficient services**



[www.set.or.th/tsd](http://www.set.or.th/tsd)